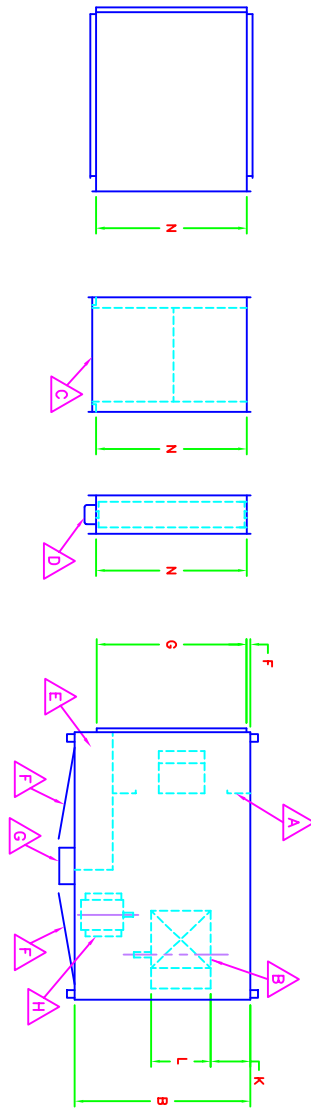
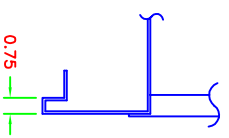
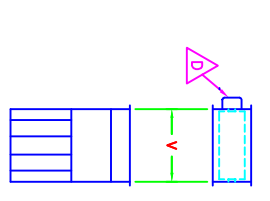
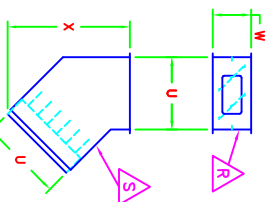
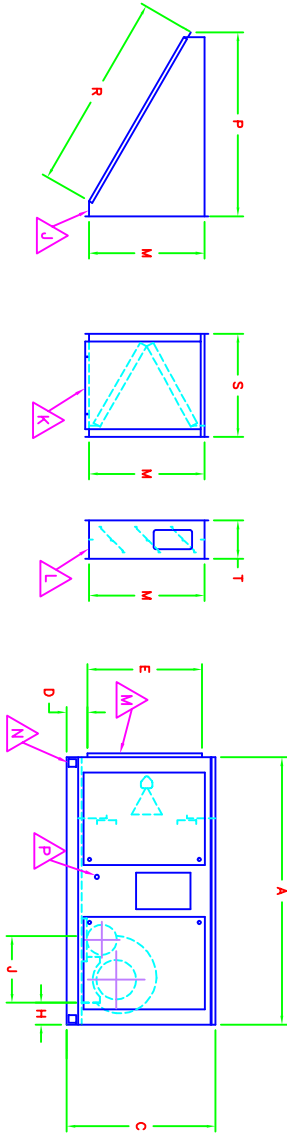


MODEL NO	A	B	C	D	E	F	G	H	J	K	L	M	N	P	R	S	T	U	V	W	X	**FA FILTER QUANTITY	**FA FILTER/HOOD QUANTITY
9	70	46	38	5.5	30	1	39.25	8.5	18.75	8.5	18.75	30.25	39.5	48	51.66	28	10	19	19	10	24	(4)20"x25"	(4)20"x25"
10	70	46	38	5.5	30	1	39.25	8.5	18.75	8.5	18.75	30.25	39.5	48	51.66	28	10	19	19	10	24	(4)20"x25"	(4)20"x25"
12	70	46	38	5.5	30	1	39.25	8.5	18.75	8.5	18.75	30.25	39.5	48	51.66	28	10	19	19	10	24	(4)20"x25"	(4)20"x25"
15	70	46	38	5.5	30	1	39.25	8.5	18.75	8.5	18.75	30.25	39.5	48	51.66	28	10	19	19	10	24	(4)20"x25"	(4)20"x25"



- ▲ A BURNER PROFILE
- ▲ B FC DWID BLOWER
- ▲ C LIFT-OFF INTAKE FILTER SERVICE DOOR
- ▲ D DAMPER MOTOR
- ▲ E ELEG/MANIFOLD CONTROLS VESTIBULE
- ▲ F HINGED SERVICE DOOR
- ▲ G MAIN DISCONNECT SWITCH
- ▲ H SUPPLY FAN BLOWER MOTOR
- ▲ J STANDARD FRESH AIR INTAKE HOOD/FILTER COMBINATION (FILTERS SUPPLIED ONLY WHEN ORDERED)
- ▲ K FRESH AIR INTAKE FILTER
- ▲ L FRESH AIR INTAKE DAMPER
- ▲ M FRESH AIR INTAKE OPENING
- ▲ N LIFTING LUG
- ▲ P GAS CONNECTION
- ▲ R DISCHARGE DAMPER
- ▲ S DISCHARGE DIFFUSER



NOTES:
 - 1 INCH CONNECTION FLANGE SUPPLIED AROUND FRESH AIR INTAKE OPENING
 - (4) LIFTING LUGS AVAILABLE IN HANGING CONFIGURATION
 - DISCHARGE DIFFUSER SUPPLIED WITH ADJUSTABLE BLADES
 - BURNER PROFILE AVAILABLE IN TWO-SPEED CONFIGURATION
 - BASE DESIGNED FOR FLAT MOUNT OR CURB MOUNT
 - ALL DIMENSIONS ARE SHOWN IN INCHES
 - **FA : FRESH AIR

RUPP AIR
MANAGEMENT SYSTEMS

DRAWING NO: 30400012

DATE: 02/10/00

SCALE: 1 to 1

DO NOT SCALE DRAWING USE DIMENSIONS SHOWN
 ALL DIMENSIONS ARE IN INCHES UNLESS OTHERWISE SPECIFIED

REVISIONS

REV	TITLE	DESCRIPTION	DATE

ECN NO: DWG: DATE:

TOLERANCES

2 PLCS	±.03
3 PLCS	±.015

RAM-9, 10, 12 AND 15
ARRANGEMENT H2 SIDE DISCHARGE